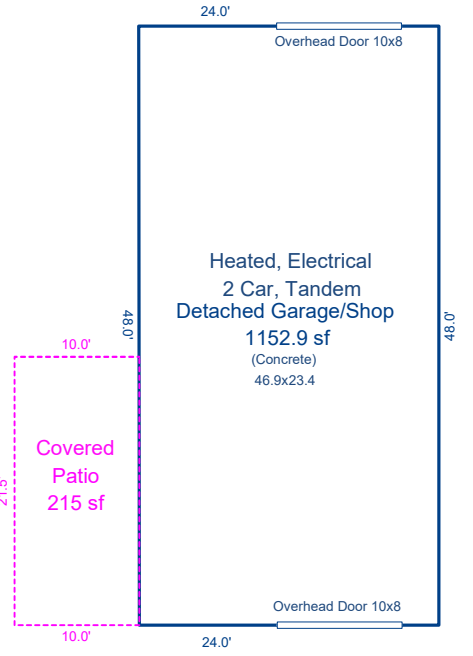
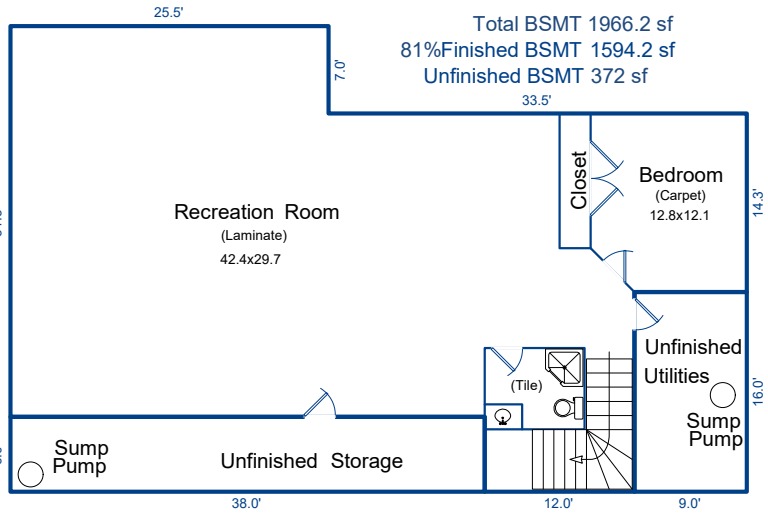
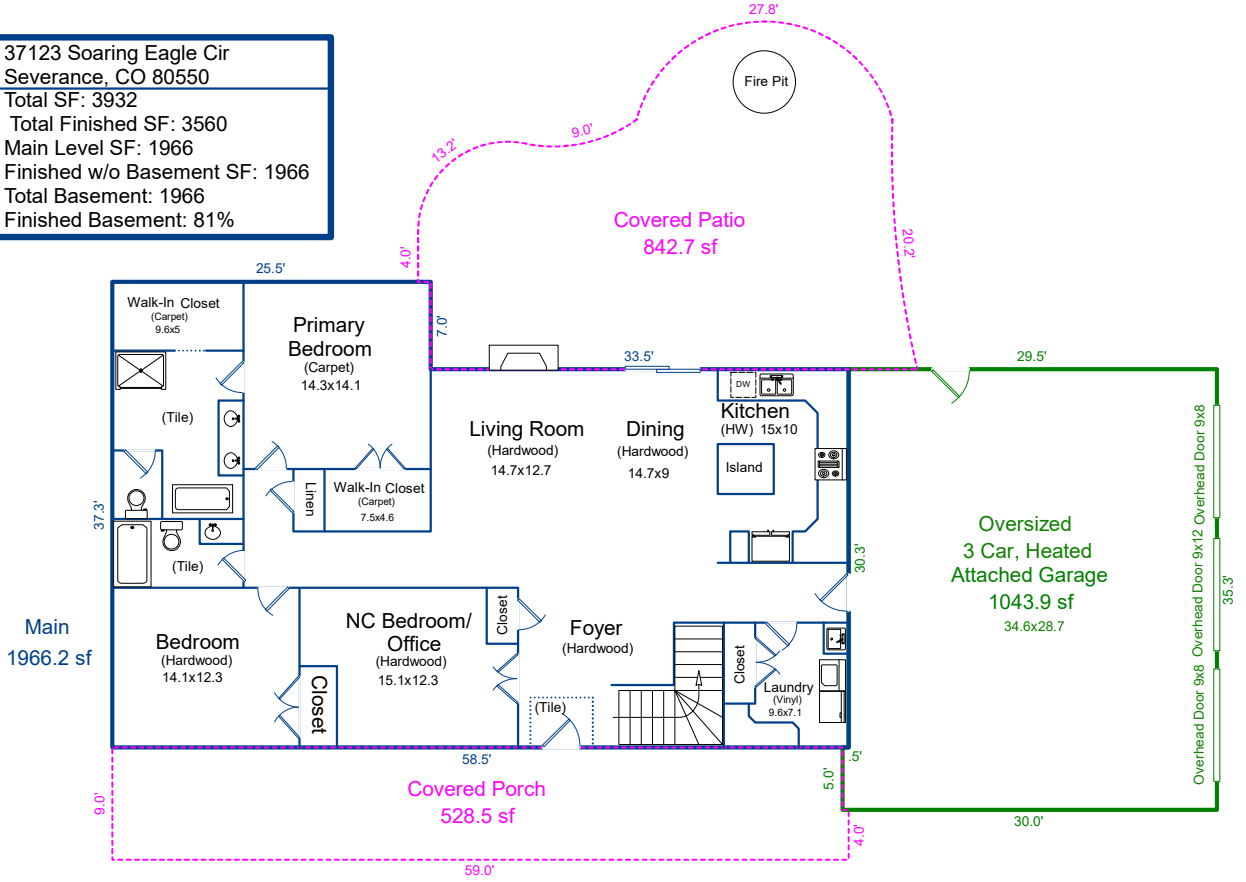


BUILDING SKETCH

37123 Soaring Eagle Cir
 Severance, CO 80550
 Total SF: 3932
 Total Finished SF: 3560
 Main Level SF: 1966
 Finished w/o Basement SF: 1966
 Total Basement: 1966
 Finished Basement: 81%



© copyright 2023
 Grentz Real Estate Services LLC
 *Scope of Work is defined and attached to this sketch. *

BUILDING SKETCH

February 3, 2023

Catherine Rogers
C3 Real Estate Solutions

File Number: FP2023-012

In accordance with your request, I have measured the following home and provided a sketch of the floorplan and included room dimensions. Square footage is taken from outside measurements per ANSI (American National Standards Institute) guidelines, which are the guidelines to which HUD refers. Homes where outside measurements are inaccessible, inside measurements are used and an addition .5' is added for the outside wall. In rooms with sloping ceilings, the area measured is from where the ceiling is at least 5' high with 50% or more of that area being at least 7' high. In rooms that are not square or rectangular, measurements are taken from the longest points in most cases. (cont. below)

37123 Soaring Eagle Cir
Severance, CO 80550

(cont.) Room sizes may be rounded to the nearest .5'. Bedrooms are measured excluding closets. Kitchens are measured wall-to-wall and include the nook, if applicable. Condos: The measurement of Condos is not covered under ANSI. Condos are measured from interior walls. All other rules referred to above for single family homes are the same. Townhomes and other Attached Dwellings with a Lot and Block legal description: Attached dwellings are measured from the centerline between units. Exterior walls are measured from the exterior if accessible. If not accessible we use inside measurements and then adjust for the width of the exterior wall. All other rules referred to above for single family homes are the same. The square footage totals on the attached floorplan are estimations and should not be relied upon for any purpose other than marketing the property stated above. All measurements are believed to be accurate, but it is not uncommon for two different professionals to come up with different figures. The attached floorplan is meant to show a general layout of the home and does not account for the thickness of walls or some other architectural features.

Outdoor area's: Pen's, Run's, Arena's are measured to the best of our ability. This is not a survey and these area's are estimated.

Jason Greutz
Greutz Real Estate Services LLC
Jason.Greutz@gmail.com
970-699-0238

SCOPE OF WORK IS STATED IN BODY OF ABOVE LETTER.

SKETCH/AREA TABLE ADDENDUM

SUBJECT INFO

File No.: FP2023-012 :
 Property Address: 37123 Soaring Eagle Cir
 City: Severance County: Weld State: CO ZipCode: 80550
 :
 :
 Licensee Name: Jason Grentz Inspection Date: 2/3/2023

SKETCH

Main (GLA1)

37.30 x 25.50 = 951.15
 33.00 x 30.30 = 999.90
 30.30 x 0.50 = 15.15
 Total area: 1966.20

Attached Garage (GAR)

30.00 x 5.00 = 150.00
 30.30 x 29.50 = 893.85
 Total area: 1043.85

Covered Porch (P/P)

59.00 x 4.00 = 236.00
 58.50 x 5.00 = 292.50
 Total area: 528.50

Covered Patio (P/P)

0.5 x 20.10 x 1.99 = 20.00
 0.5 x 11.40 x 6.54 = 37.26
 0.5 x 7.04 x 1.57 = 5.53
 0.5 x 7.39 x 1.65 = 6.08
 7.19 x 7.04 = 50.63
 17.50 x 4.00 = 70.00
 20.50 x 13.00 = 266.50
 37.00 x 7.00 = 259.00
 Curve 20.16 @ 15° = -8.83
 Curve 27.78 @ 150° = 119.25
 Curve 8.96 @ 45° = -5.10
 Curve 13.17 @ 105° = 22.38
 Total area: 842.70

Finished BSMT (BSMT)

31.30 x 25.50 = 798.15
 30.30 x 12.00 = 363.60
 24.30 x 12.50 = 303.75
 14.30 x 9.00 = 128.70
 Total area: 1594.20

Unfinished BSMT (BSMT)

38.00 x 6.00 = 228.00
 Total area: 228.00

Unfinished BSMT (BSMT)

16.00 x 9.00 = 144.00
 Total area: 144.00

Detached Garage/Shop (OTH)

0.5 x 48.00 x 0.04 = 0.91
 48.00 x 24.00 = 1152.00
 Total area: 1152.91

Patio (P/P)

21.50 x 10.00 = 215.00
 Total area: 215.00